


Geographic Info > Geographic Info Summary

Geographic Info Summary


During the Month of July, 2008:

- A total of 5,919 distinct visits were made to the site.
- 57,46% of all visits were from a known geographic location. 32,39% were from North America, 24,06% from Europe, 0,74% from Asia, 0,25% from Oceania, 0,00% from South America and 0,02% from Africa.

Six Month Historical Comparison

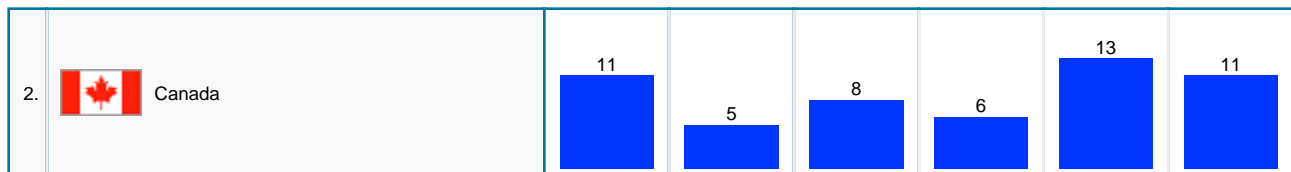
Top Continents	Feb, 2008	Mar, 2008	Apr, 2008	May, 2008	Jun, 2008	Jul 2008
1.  North America	379	483	1,350	1,527	1,621	1,917
2.  Europe	1,538	1,490	1,389	1,523	1,406	1,424
3.  Asia	31	37	32	17	28	44
4.  Oceania	7	12	11	10	11	15
5.  Africa	0	2	3	2	1	1

Six Month Historical Comparison

Top North American Countries	Feb, 2008	Mar, 2008	Apr, 2008	May, 2008	Jun, 2008	Jul 2008
1.  USA	368	478	1,342	1,521	1,608	1,906

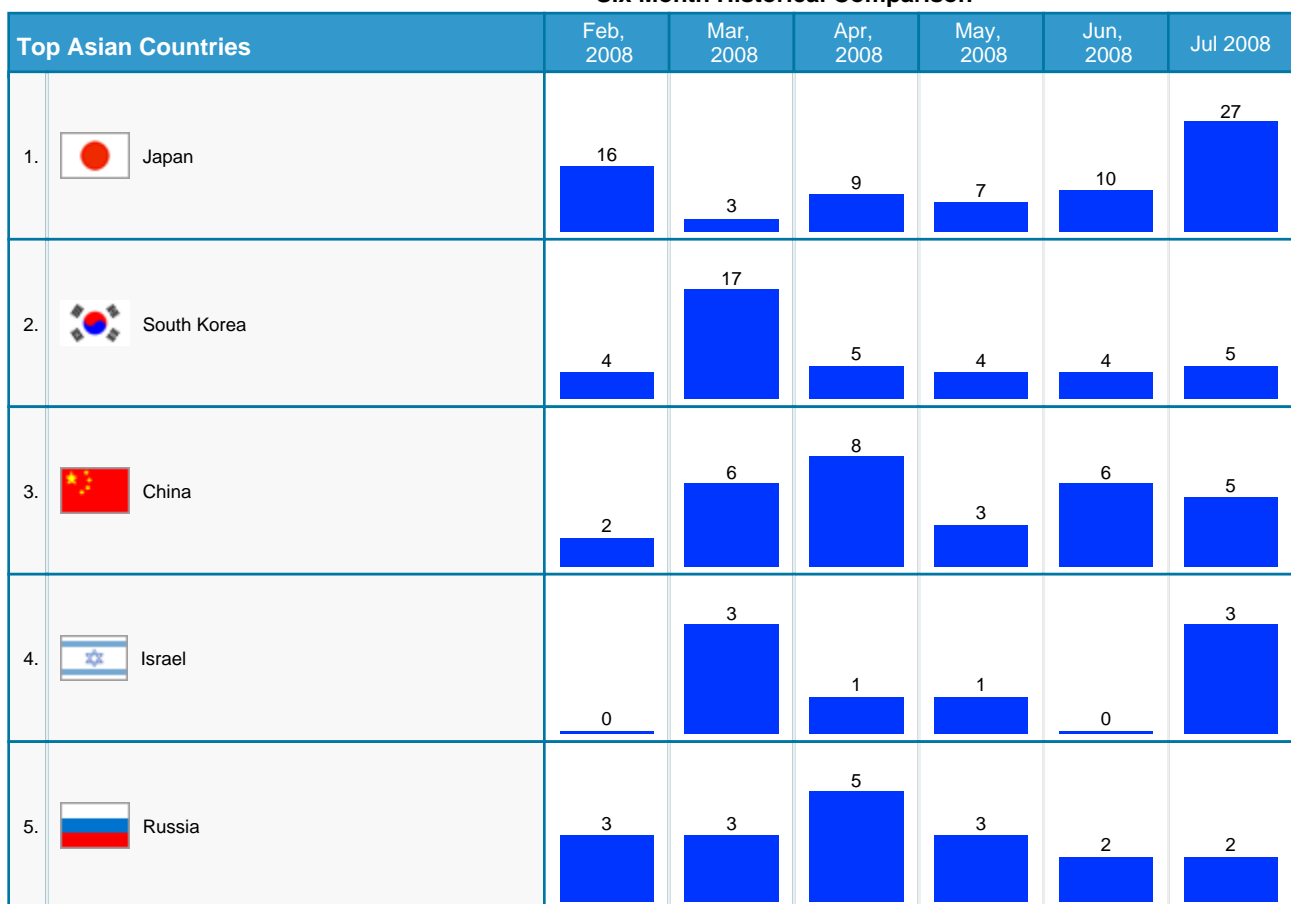
Continued on Page 2 ...

... continued from Page 1

**Six Month Historical Comparison**

Top South American Countries	Feb, 2008	Mar, 2008	Apr, 2008	May, 2008	Jun, 2008	Jul 2008
------------------------------	-----------	-----------	-----------	-----------	-----------	----------

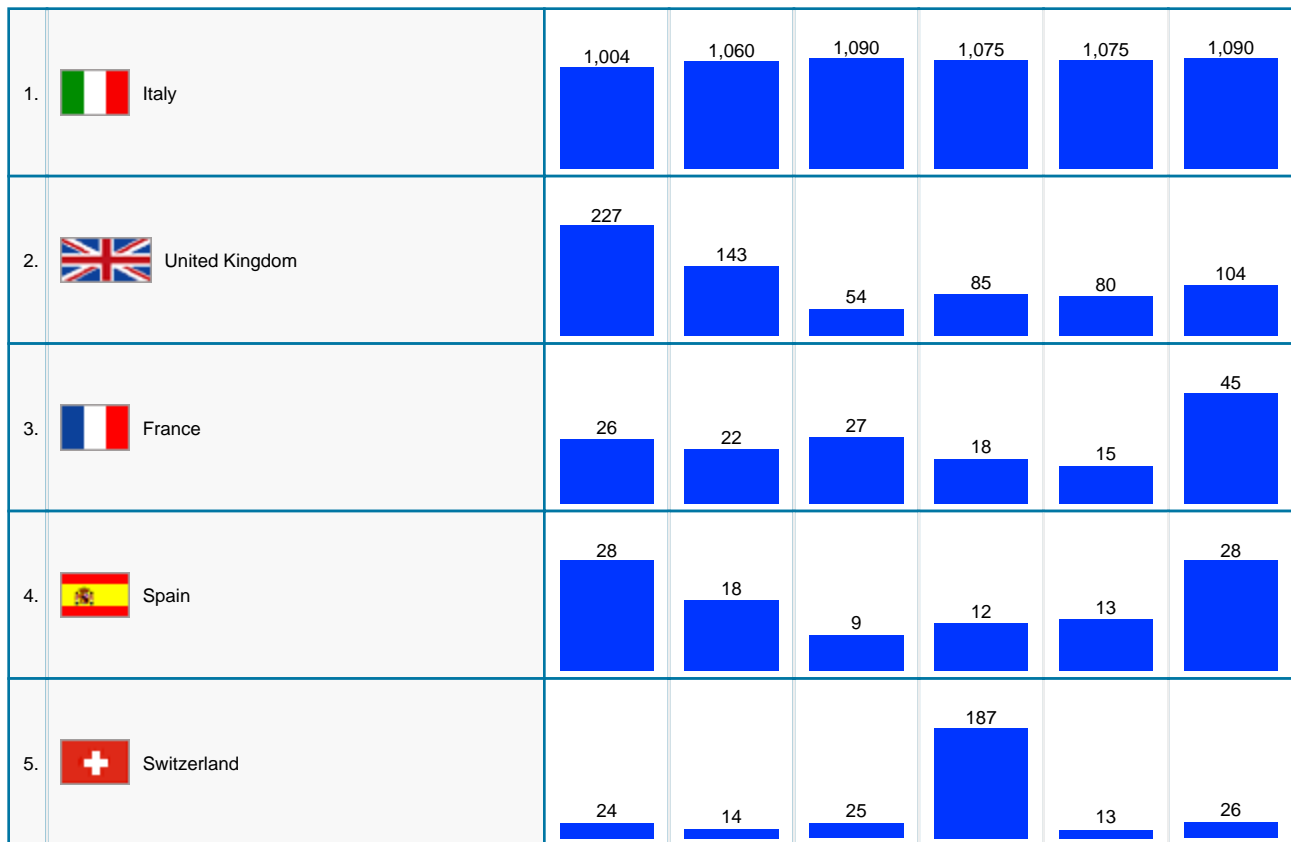
No South American Countries Data.

Six Month Historical Comparison**Six Month Historical Comparison**

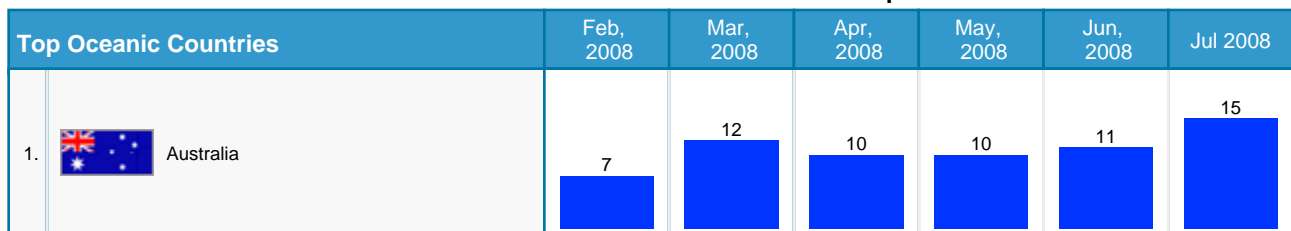
Top European Countries	Feb, 2008	Mar, 2008	Apr, 2008	May, 2008	Jun, 2008	Jul 2008
------------------------	-----------	-----------	-----------	-----------	-----------	----------

Continued on Page 3 ...

... continued from Page 2



Six Month Historical Comparison



Six Month Historical Comparison

