

Geographic Info > Geographic Info Summary

Geographic Info Summary



During the Month of September, 2007:

- A total of 2,343 distinct visits were made to the site.
- 50,58% of all visits were from a known geographic location. 12,80% were from North America, 35,81% from Europe, 0,43% from Asia, 1,54% from Oceania, 0,00% from South America and 0,00% from Africa.

Six Month Historical Comparison

Top Continents	Apr, 2007	May, 2007	Jun, 2007	Jul, 2007	Aug, 2007	Sep 2007
1.  Europe	325	452	861	881	761	839
2.  North America	241	445	427	315	337	300
3.  Oceania	0	3	2	4	5	36
4.  Asia	7	13	18	19	19	10

Six Month Historical Comparison

Top North American Countries	Apr, 2007	May, 2007	Jun, 2007	Jul, 2007	Aug, 2007	Sep 2007
1.  USA	241	443	426	311	335	297
2.  Canada	0	2	1	3	2	3

Continued on Page 2 ...


... continued from Page 1

Six Month Historical Comparison


Top South American Countries	Apr, 2007	May, 2007	Jun, 2007	Jul, 2007	Aug, 2007	Sep 2007
------------------------------	-----------	-----------	-----------	-----------	-----------	----------

No South American Countries Data.

Six Month Historical Comparison

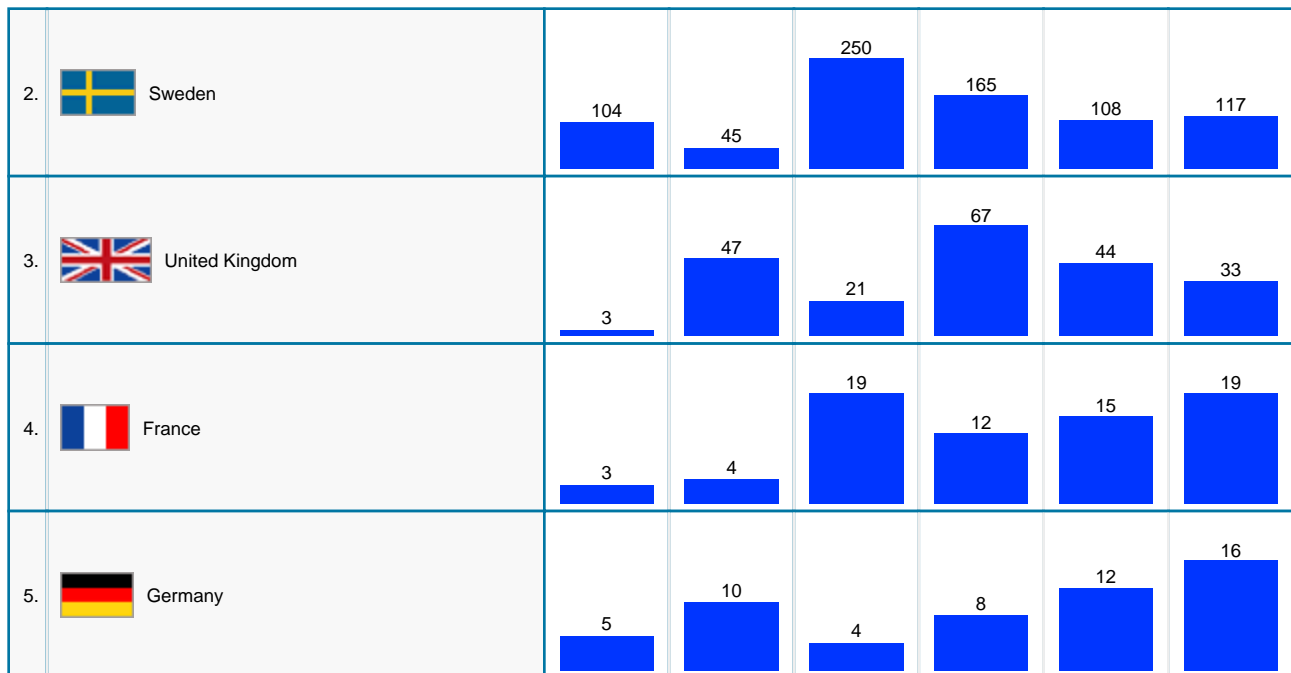
Top Asian Countries	Apr, 2007	May, 2007	Jun, 2007	Jul, 2007	Aug, 2007	Sep 2007
1.  South Korea	0	0	0	5	3	3
2.  Israel	0	0	0	2	3	3
3.  Russia	0	1	1	0	1	2
4.  Turkey	0	1	0	0	0	2
5.  China	4	4	4	5	1	1

Six Month Historical Comparison

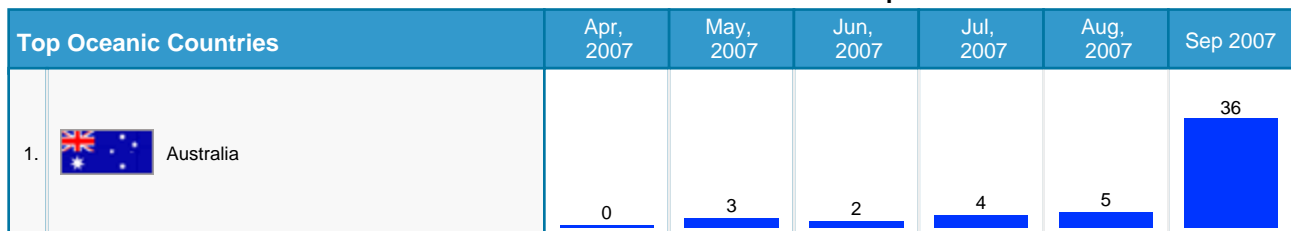
Top European Countries	Apr, 2007	May, 2007	Jun, 2007	Jul, 2007	Aug, 2007	Sep 2007
1.  Italy	195	329	524	569	537	593

Continued on Page 3 ...

... continued from Page 2



Six Month Historical Comparison



Six Month Historical Comparison

