

Geographic Info > Geographic Info Summary

Geographic Info Summary


During the Month of June, 2007:

- A total of 2,840 distinct visits were made to the site.
- 46,09% of all visits were from a known geographic location. 15,04% were from North America, 30,32% from Europe, 0,63% from Asia, 0,07% from Oceania, 0,00% from South America and 0,04% from Africa.

Six Month Historical Comparison


Top Continents	Jan, 2007	Feb, 2007	Mar, 2007	Apr, 2007	May, 2007	Jun 2007
1.  Europe	217	137	282	325	452	861
2.  North America	22	83	169	241	445	427
3.  Asia	1	5	13	7	13	18
4.  Oceania	0	1	0	0	3	2
5.  Africa	0	0	0	2	0	1

Six Month Historical Comparison

Top North American Countries	Jan, 2007	Feb, 2007	Mar, 2007	Apr, 2007	May, 2007	Jun 2007
1.  USA	22	83	169	241	443	426

Continued on Page 2 ...

... continued from Page 1

2.	 Canada	0	0	0	0	2	1
----	--	---	---	---	---	---	---

Six Month Historical Comparison

Top South American Countries	Jan, 2007	Feb, 2007	Mar, 2007	Apr, 2007	May, 2007	Jun 2007
------------------------------	-----------	-----------	-----------	-----------	-----------	----------

No South American Countries Data.

Six Month Historical Comparison

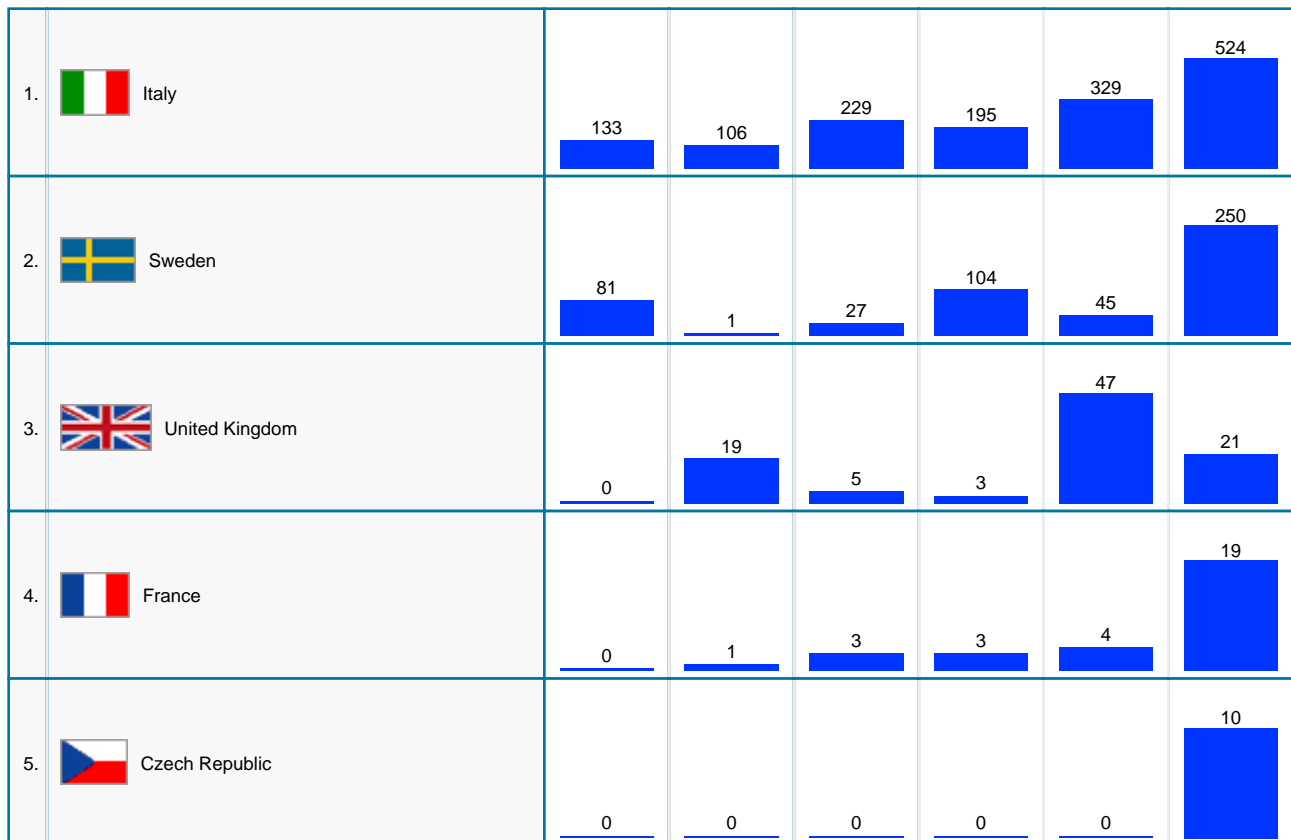
Top Asian Countries		Jan, 2007	Feb, 2007	Mar, 2007	Apr, 2007	May, 2007	Jun 2007
1.	 Taiwan	0	0	0	2	4	7
2.	 Hong Kong	0	0	2	0	0	5
3.	 China	1	4	10	4	4	4
4.	 Japan	0	1	0	1	1	1
5.	 Russia	0	0	0	0	1	1

Six Month Historical Comparison

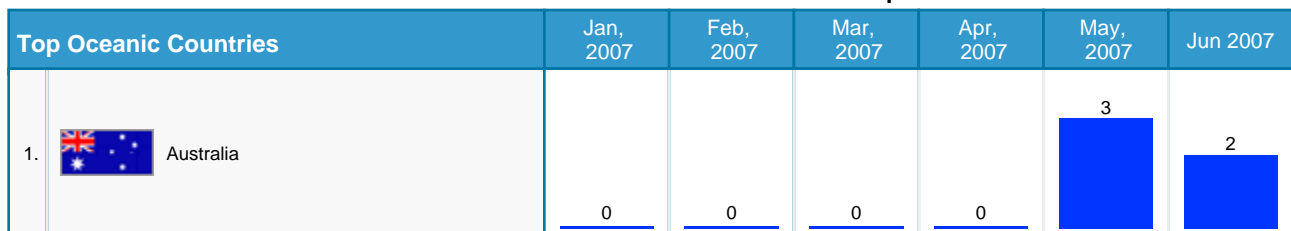
Top European Countries	Jan, 2007	Feb, 2007	Mar, 2007	Apr, 2007	May, 2007	Jun 2007
------------------------	-----------	-----------	-----------	-----------	-----------	----------

Continued on Page 3 ...

... continued from Page 2



Six Month Historical Comparison



Six Month Historical Comparison

