

Geographic Info > Geographic Info Summary

Geographic Info Summary


During the Month of December, 2007:

- A total of 5,154 distinct visits were made to the site.
- 47,13% of all visits were from a known geographic location. 7,97% were from North America, 38,15% from Europe, 0,72% from Asia, 0,27% from Oceania, 0,00% from South America and 0,02% from Africa.

Six Month Historical Comparison

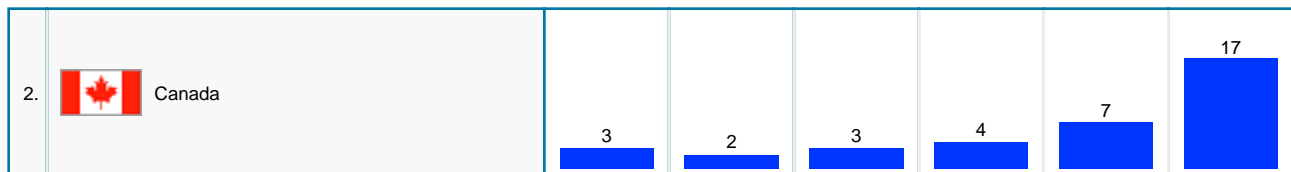
Top Continents	Jul, 2007	Aug, 2007	Sep, 2007	Oct, 2007	Nov, 2007	Dec 2007
1.  Europe	881	761	839	1,268	1,432	1,966
2.  North America	315	337	300	447	488	411
3.  Asia	19	19	10	14	17	37
4.  Oceania	4	5	36	38	28	14
5.  Africa	0	0	0	0	2	1

Six Month Historical Comparison

Top North American Countries	Jul, 2007	Aug, 2007	Sep, 2007	Oct, 2007	Nov, 2007	Dec 2007
1.  USA	311	335	297	443	480	394

Continued on Page 2 ...

... continued from Page 1



Six Month Historical Comparison

Top South American Countries	Jul, 2007	Aug, 2007	Sep, 2007	Oct, 2007	Nov, 2007	Dec 2007
------------------------------	-----------	-----------	-----------	-----------	-----------	----------

No South American Countries Data.

Six Month Historical Comparison



Six Month Historical Comparison

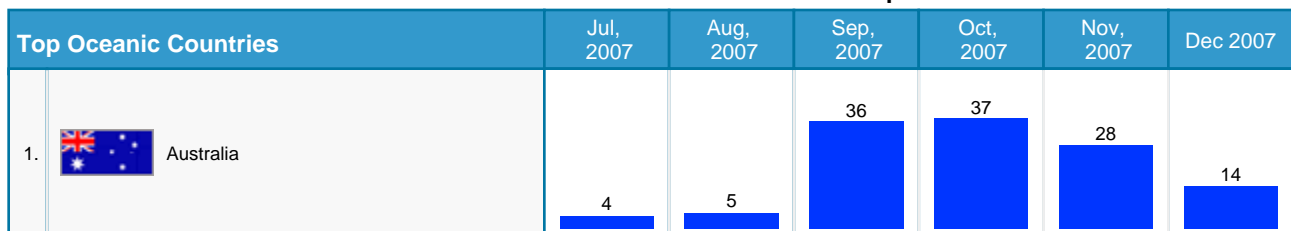
Top European Countries	Jul, 2007	Aug, 2007	Sep, 2007	Oct, 2007	Nov, 2007	Dec 2007
------------------------	-----------	-----------	-----------	-----------	-----------	----------

Continued on Page 3 ...

... continued from Page 2



Six Month Historical Comparison



Six Month Historical Comparison

